










# STONE BURIER WITH REAR ROLLER TYPE RSE

For tractors from 80 to 160 HP

Built with a working width from 145 to 360 cm, required power from 80 to 160 HP and working depth from 15 to 30 cm. RSE stone burier is used in different branches where customers have to work in extreme conditions.

Designed to work in soils with stones that have a diameter from 15 to 25 cm.



TYPE									
	cm	cm	mm	N°	rpm	Hp	mm	Kg	cm
<b>145 RSE</b>	145	185	540	28/42	240	80-100	480	1290	15/30
<b>165 RSE</b>	165	205	540	32/48	240	80-100	480	1340	15/30
<b>185 RSE</b>	185	225	540	36/54	240	90-100	480	1390	15/30
<b>210 RSE</b>	210	250	540	40/60	240	100-120	480	1510	15/30
<b>230 RSE</b>	230	270	540	44/66	240	110-130	480	1590	15/30
<b>250 RSE</b>	250	290	540	48/72	240	120-140	480	1680	15/30
<b>270 RSE</b>	270	310	540	52/78	240	130-150	480	1780	15/30
<b>300 RSE</b>	300	340	540	60/90	240	130-160	480	1900	15/30
<b>320 RSE</b>	320	360	540	64/96	240	130-160	480	2200	15/30
<b>360 RSE</b>	360	400	540	72/108	240	130-160	480	2400	15/30